

NXT MOV® Four Leg Stool

NXT MOV seating is available in four leg, four leg caster, four leg stool, cantilever, swivel task and swivel stool models. Four leg cafe models are available in 24" and 30" seat heights.

Poly Shell

Shell is two pieces (independent back and seat) made of structurally engineered, injection-molded polypropylene. Back features ribs for added support. Shell construction yields an extremely durable yet flexible shell with a clean and pleasing aesthetic. Patented shell geometry and design yields an extremely comfortable and ergonomic seat surface. A 3.68" W x 1.06" H carrying handle shall be centered for best weight distribution and ease of use.

Frame

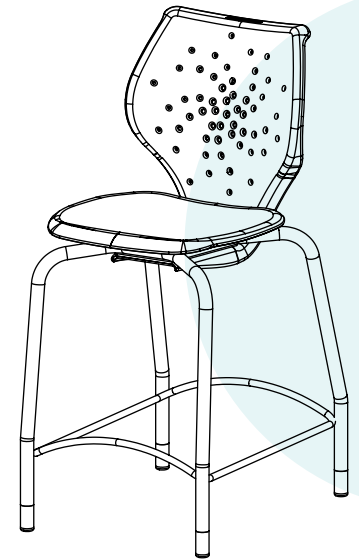
Four leg frame is constructed of 1" 14-gauge tubular steel front and rear legs, with fully welded 7/16" wire footrest. Legs are fully welded to one 10-gauge U-channel support brackets for superior strength and durability. Seat support bracket riveted on with 6 tubular rivets and retained with a single 1/2" alloy steel kingpin allowing the unique and patented motion. Kingpin bolt is torqued to 30 foot pounds and secured with thread locking patch. Back is attached to the frame with three 3/8" alloy steel washer head bolts and distorted thread lock nuts. Frame is available in nickel chrome or powder coat finish; completed after welding for improved aesthetics. Bottom of the back has unique and patented curve to allow stacking of the chair with out the need for stacking bumpers. Poly shell chairs are rated for use up to 300 lbs.

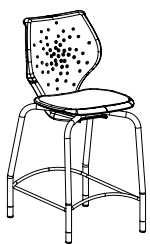
Glides

Standard with 1" diameter x 2" tall glide housing with a nylon base. Glides accept interchangeable snap-on glide caps to accommodate a variety of flooring surfaces. Designed to be easily removable by tool, glide caps may be changed or replaced. Glide caps are available in steel, felt, non-skid and full-surface nylon options.

Compliance

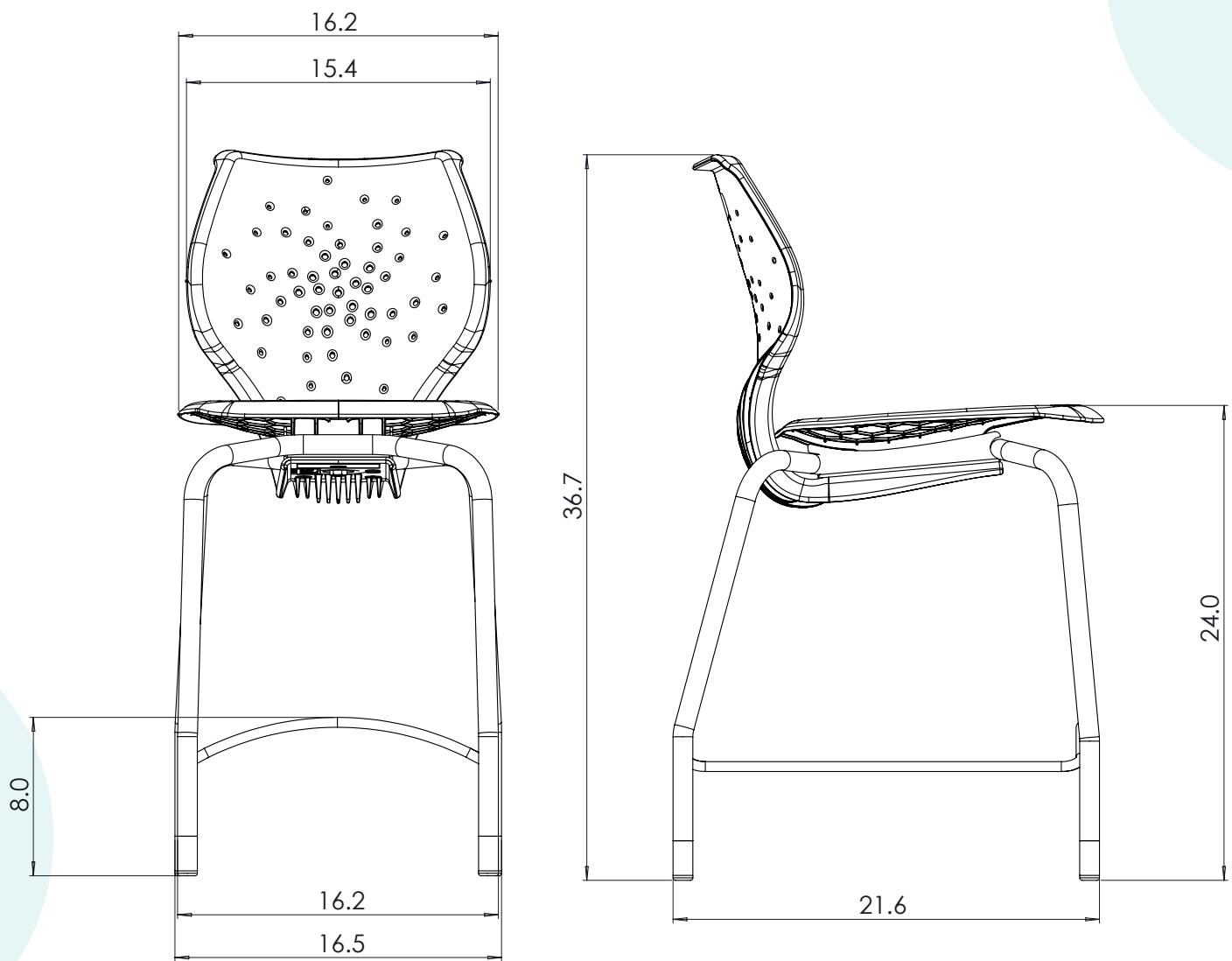
- > Indoor Advantage™ Gold. Indoor air quality certified to SCS-EC10.3-2014z
- > Rated for use up to 300 lbs.
- > Tested to applicable ANSI/BIFMA Furniture Standards





NXT MOV® Seating

Four Leg Stool



MODEL	SEAT HEIGHT"	SEAT WIDTH"	SEAT DEPTH"	CHAIR HEIGHT"	FRAME WIDTH"	FRAME DEPTH"
MS4ST24	24	16.2	16.5"	36.7	17	21.3
MS4ST30	30	16.2	16.5"	42.7	17	21.3