

# Discover Mobile Swivel Stool

Discover swivel stool features a pneumatic lift for easy height adjustment and a poly seat.

## Seat

13-1/2" diameter anti-static molded polypropylene seat that attaches to a support plate with four (4) rivets.

## Frame

A pneumatic adjustable (16"-21") column assembly is attached to the base and seat plate.

## Base

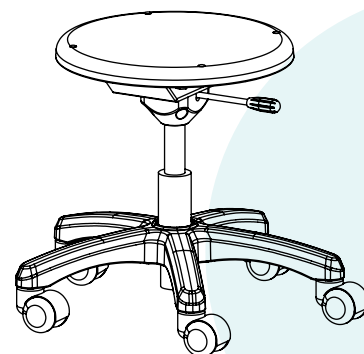
5-Star base is made of glass filled nylon and receives the adjustable column assembly and casters.

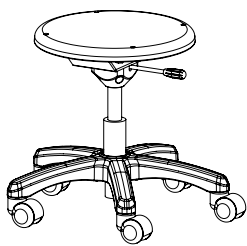
## Casters

Chair has five nylon hard twin-wheel free-rolling casters. Also available with nylon bell glides.

## Compliance

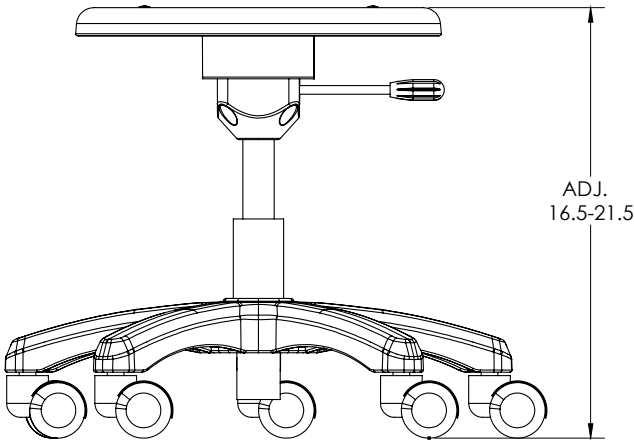
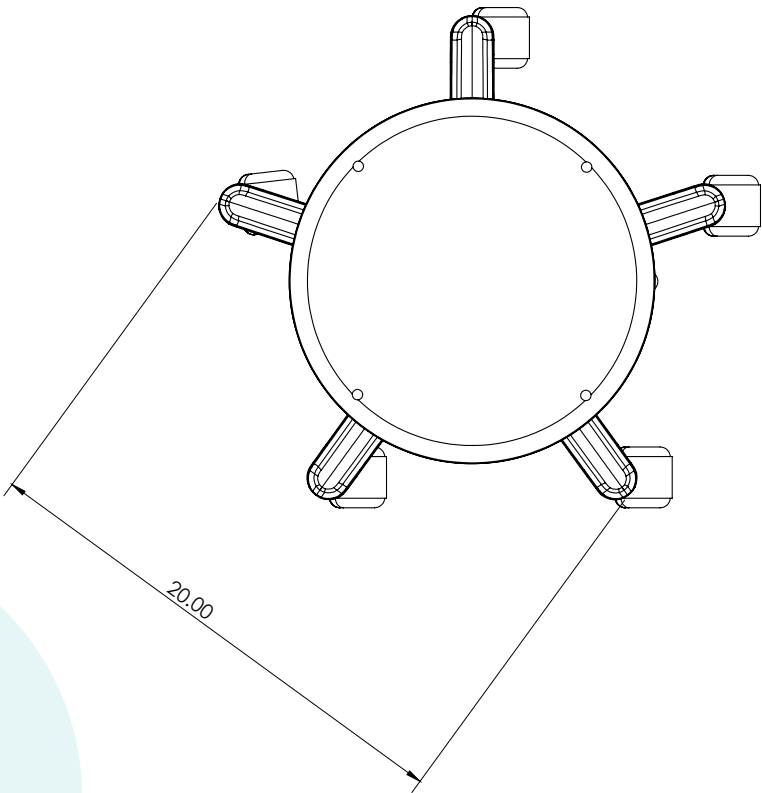
- > Rated for use up to 250lbs.
- > Indoor Advantage™ Gold. Indoor air quality certified to SCS-EC10.3-2014
- > Tested to applicable ANSI/BIFMA Furniture Standards





# Discover Seating

## Mobile Swivel Stool



MODEL	SEAT HEIGHT"	SEAT DIAMETER"
DP08	16"-21"	13.5"